



ZHEJIANG UNIÜ-NE Technology CO., LTD

浙江宇力微新能源科技有限公司



## U2263 Data Sheet

V 1.1

版权归浙江宇力微新能源科技有限公司

## Description

U2263 is highly integrated current mode PWM control IC optimized for high performance, low standby power and cost effective offline flyback converter up to 60W output power system.

PWM switching frequency is internally fixed at 65KHz. At no load or light load condition, the IC operates in 'burst mode' to minimize switching dissipation. Therefore, lower standby power dissipation and higher conversion efficiency are achieved.

Due to very small startup current and low operating current, a big resistor can be used in the startup circuit to minimize standby power dissipation.

U2263 offers comprehensive protection functions, including Cycle-by-Cycle current limitation (OCP), over temperature protection (OTP), Over voltage clamp (OVP) and under voltage lockout (UVLO) on VDD. The Gate output is clamped up to 16V to protect the gate of the power MOSFET.

- Burst mode control to improve efficiency and optimize standby power dissipation.
- Low startup current and low operating current.
- Voltage clamping at gate output
- Soft-start to reduce MOSFET stress during power on.
- Comprehensive protection functions
  - 1、 Under voltage locked with hysteresis (UVLO) on VDD
  - 2、 Over voltage protection (OVP) on VDD.
  - 3、 Cycle-by-Cycle current limitation
  - 4、 Current limitation compensation to obtain the same output current in universal ac line input
  - 5、 Over load protection (OLP)
  - 6、 Over temperature protection (OTP)
- 300mA drive capability

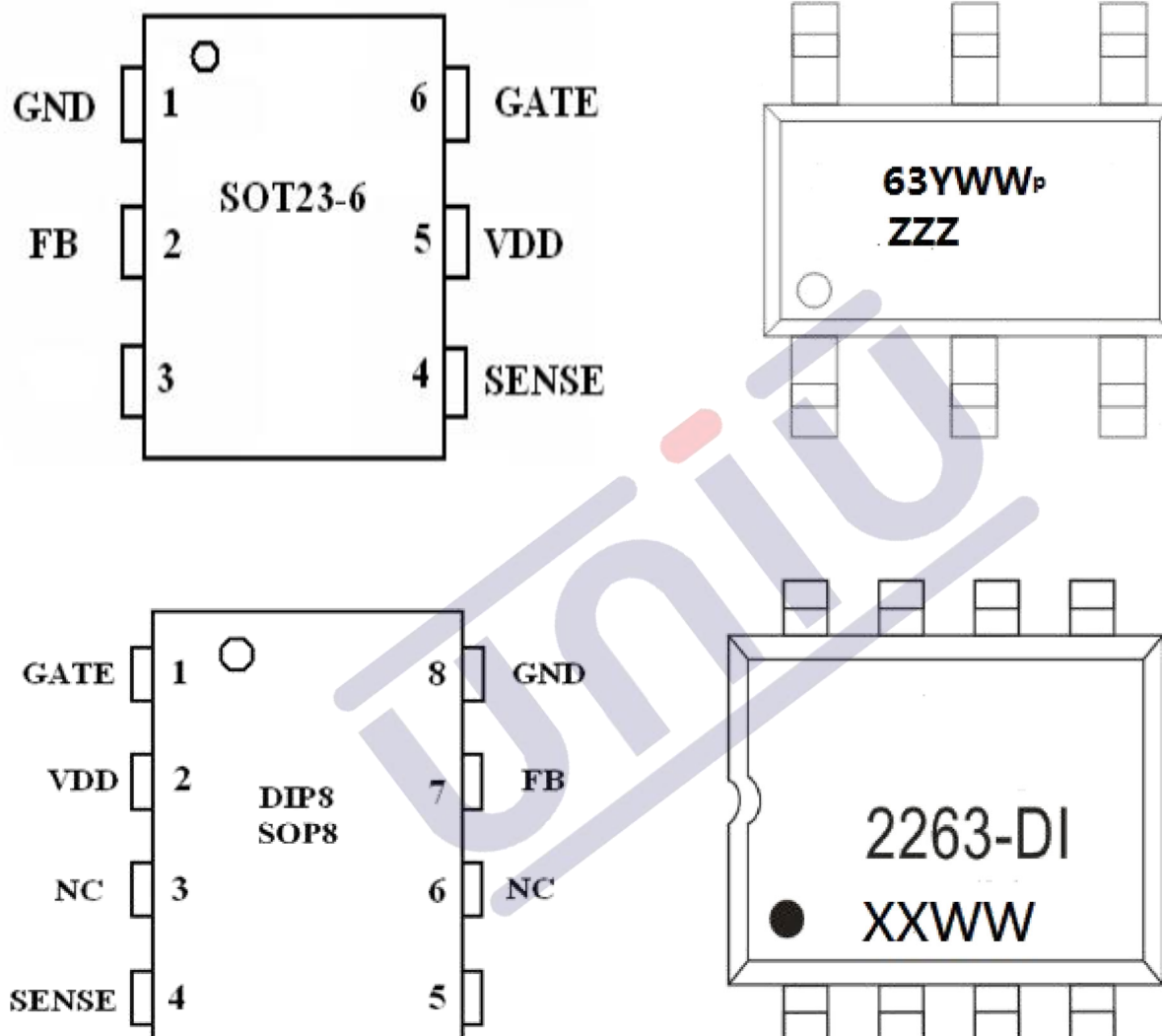
## Features

- Digit frequency shuffling technology to improve EMI performance.
- Leading-edge blanking on current sense input.
- Slope compensation.

## Applications

- Cell Phone Charger
- Digital Cameras Charger
- Power adaptor
- Battery charger

### Pin Assignment & Marking Information



**XX:** Year code (2018=18)

**Y:** Year code (2018=J)

**WW:** Week code ( 01-52 )

**ZZZ:** lot number

**P:** Fixed code

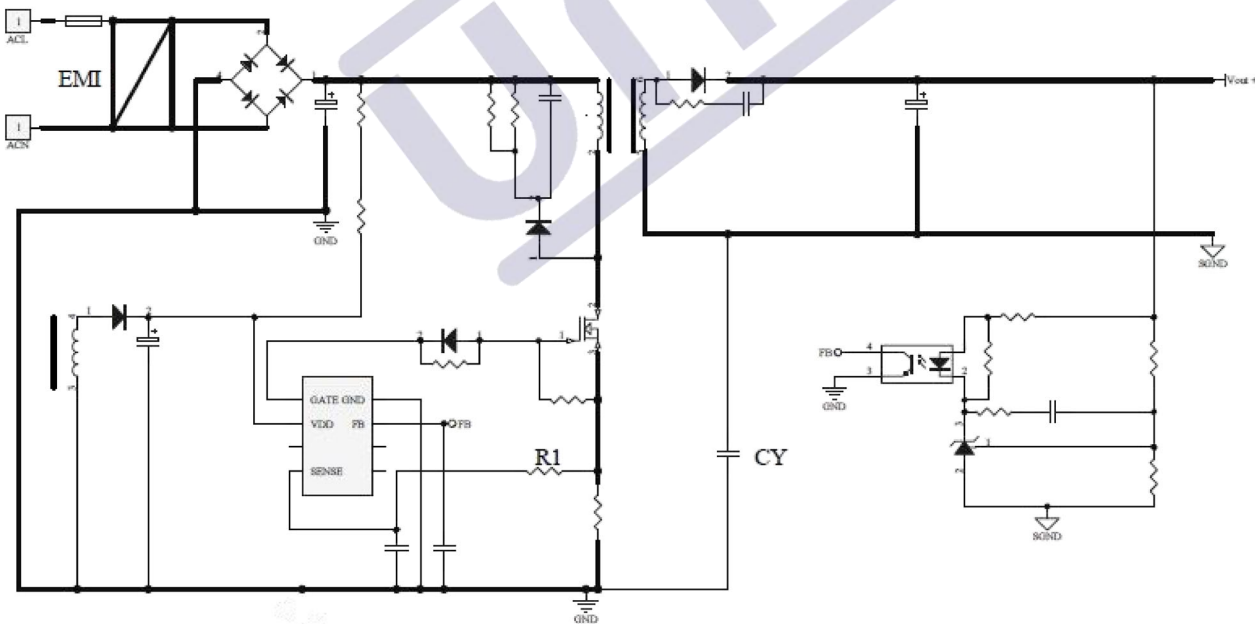
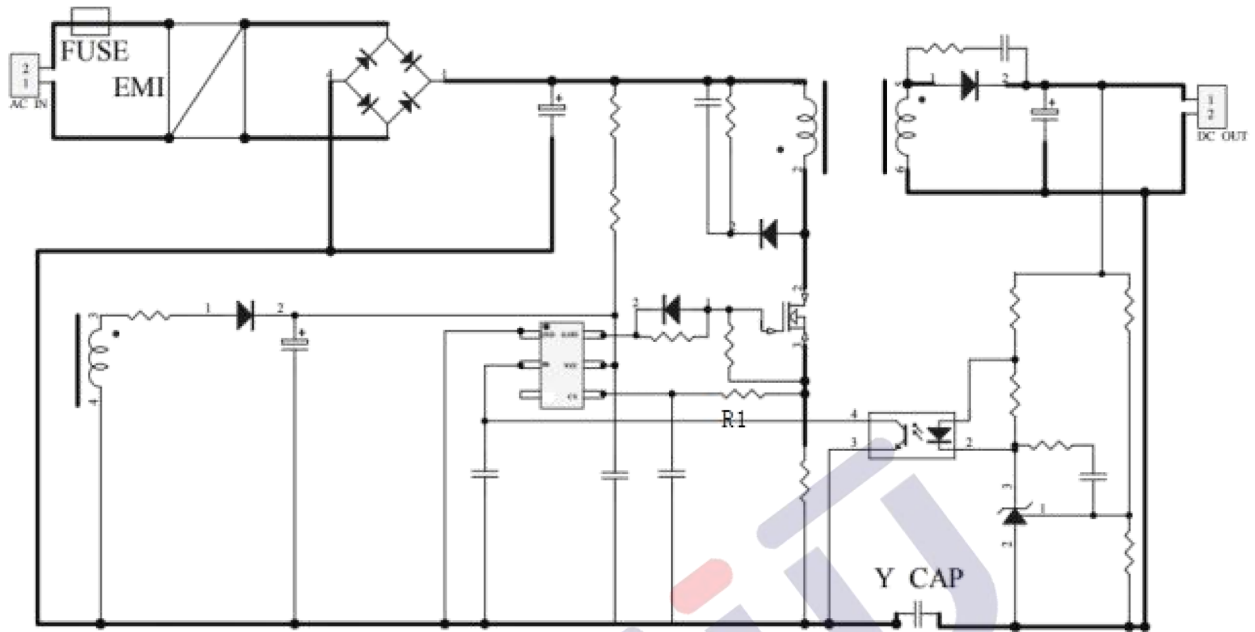
## Ordering Information

Part number	Package	version number
U2263T	SOT23-6	
U2263S	SOP-8	
U2263D	DIP-8	

## Pin Description

Symbol	Type	Description
GATE	O	Totem-pole gate drive output for the power MOSFET
VDD	P	Chip DC power supply pin
SENSE	I	Current Sense input pin.
FB	I	Feedback input pin.
GND	P	Ground.

**Application Circuit**



**Notice: To ensure the reliability of system, R1 resistance is recommended to be 1000 ohms.**

## 1.版本记录

DATE	REV.	DESCRIPTION
2018/07/14	1.0	First Release
2019/07/13	1.1	Layout adjustment

## 2.免责声明

浙江宇力微新能源科技有限公司保留对本文档的更改和解释权力，不另行通知！客户在下单前应获取我司最新版本资料，并验证相关信息是否最新和完整。量产方案需使用方自行验证并自担所有批量风险责任。未经我司授权，该文件不得私自复制和修改。产品不断提升，以追求高品质、稳定性强、可靠性高、环保、节能、高效为目标，我司将竭诚为客户提供性价比高的系统开发方案、技术支持等更优秀的服务。

版权所有 浙江宇力微新能源科技有限公司/绍兴宇力半导体有限公司

## 3.联系我们

浙江宇力微新能源科技有限公司

总部地址：绍兴市越城区斗门街道袍渎路25号中节能科创园45幢4/5楼 电话：

0575-85087896（研发部）

传真：0575-88125157

E-mail: htw@uni-semic.com

无锡地址：无锡市锡山区先锋中路6号中国电子（无锡）数字芯城1#综合楼503室

电话：0510-85297939

E-mail: zh@uni-semic.com

深圳地址：深圳市宝安区西乡街道南昌社区宝源路泳辉国际商务大厦410

电话：0755-84510976

E-mail: htw@uni-semic.com